

# Publish Notes – Desktop Application & AsgardMobile

## Desktop Application v2.10.0 / AsgardMobile 2.0 v2.10.0



### Affected Workflows

<b>Publish Notes – Desktop Application &amp; AsgardMobile</b>	<b>1</b>
AsgardMobile	2
AsgardMobile 2.0	2
Various Screen Styling	2
Device Font Compatibility	2
Parts & Labor Editing	2
Inspections	3
<b>Testers Wanted!</b>	<b>3</b>
Desktop Application	4
Various Fixes/Changes	4
Reserve Management	4
Inflation Column on Account Details	4
Supply Chain	4
Increased Date Range on Stock Item Usage Report	4

# AsgardMobile

## AsgardMobile 2.0

### Various Screen Styling/Usability Improvements

Based on customer feedback, during Beta acceptance testing, this sprint we've made a number of enhancements to improve usability:

- We have added visual "wait" indicators to various screens to more clearly indicate when content is loading.
- We have Increased the visibility of call-to-action buttons like OK and Cancel.



- We have added additional Styling to the Dispatch Filters - users can press the header of any filter to easily Select/Deselect All.
- We have made our application more compatible with the various device font size settings. When larger font size settings are applied in the Device settings, text in Asgard will now also increase in size. You can change your font size on your device by accessing your overall device settings.

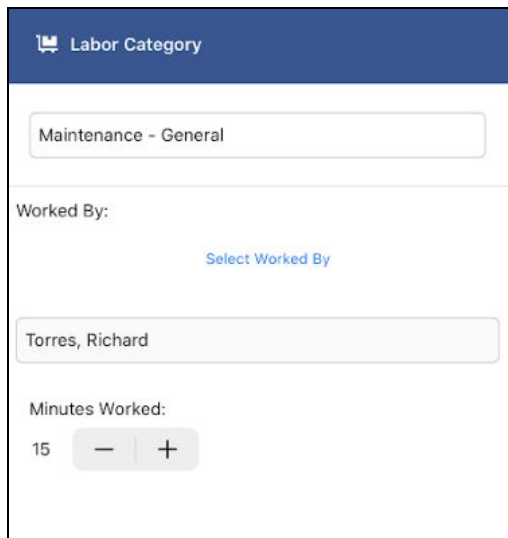
[Increasing your font size - Android](#)

[Increasing your font size - Apple](#)

### Added Ability to Edit/Remove a Stock Item

Users can now edit/remove a stock item on a work order by pressing (Android) or by swiping (Apple) on an existing stock item entry.

Parts		+ New Part
Quantity	Name	Cost
Cover	\$0.00	Edit Remove



### Added Ability to Edit Labor Entries - Enhanced to Support 'Worked By'

We have enhanced Labor Entries to allow users to easily edit the minutes and labor rate, as well as associate a specific user to a labor entry for when multiple people work on the same project.

### Enhanced Part Search to Include 'All' Category

Users will no longer have to know the exact category a stock item is associated with to search. If the category is unknown, users can select 'All' and search the whole stock item list.

Note: When searching without a category, the user must enter at least three letters or numbers from the item's name to search.

## Inspections

### Inspection Detail Screens

Users can now view Inspection Details, including but not limited to:

- Current Inspection Score - updated persistently throughout the Inspection
- Tasks with Notes
- Inspection Details, including Unit Notes available at that location, Comments, and Costs.

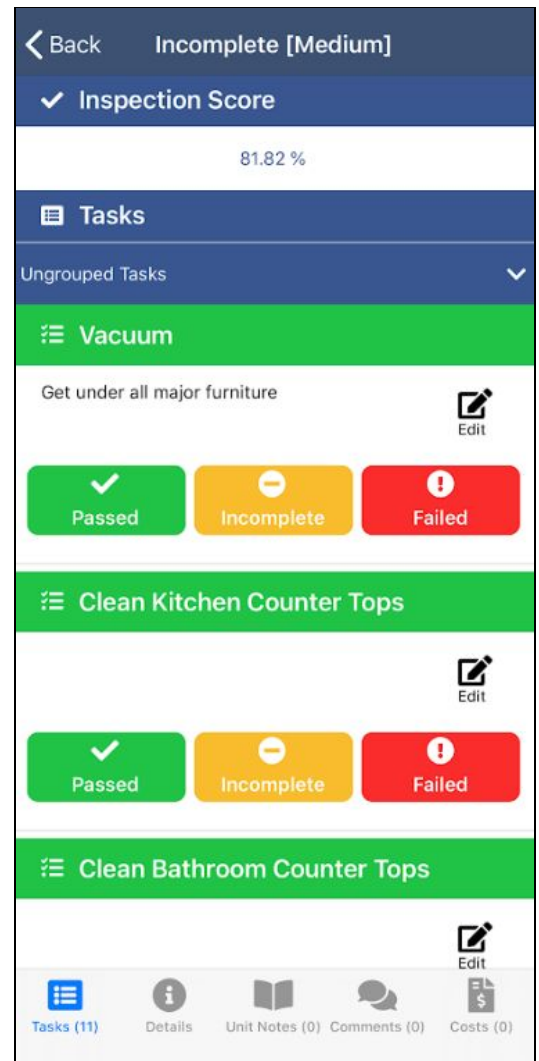
### Task/Inspection Editing

Users will also now have the ability to update

- Comments and Costs
- Pass/Fail Tasks and Add Task Notes

### Coming Soon!

Next sprint, our top priority will be the completion of the enhanced “Inspections Review and Complete” screens.



## Testers Wanted!



We are looking for Manager users interested in early testing with the Beta version of AsgardMobile 2.0. Available functions include Search by Location, Dispatcher functions, and Work Order Create. Please note: Localization/Translation has not yet been introduced to AsgardMobile 2.0. At this time, we are inviting English-speaking testers to participate. Localization/translation is on our roadmap to be completed soon!

The new app can be used in tandem with the existing app. If you are interested in participating, please contact [support@katanasoft.com](mailto:support@katanasoft.com).

## Desktop Application

### Admin/Maintenance

#### Various Fixes/Changes

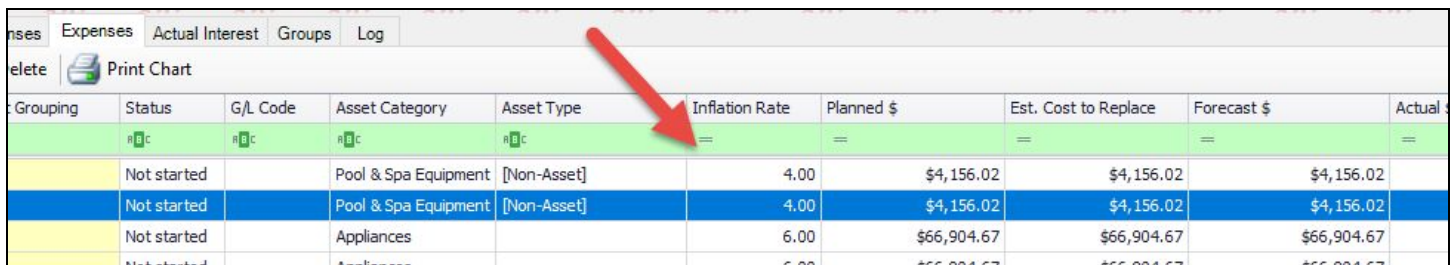
We made small enhancements and fixes, in various areas of the system, arising from user reports, automated reporting, and performance records/logs. Some specific improvements you may notice include:

- Fix to Asset Type - Edit Description
- Fix to Asset Search - Search Using Keyword
- Optimized Work Order Search - Summarize Results Grid
- Fix to Average Response Time Report Format

### Assets & Reserves

#### Added Inflation Column to Account Expense List

In both the Live and Scenario Account Detail screens, we have added a column to easily see the inflation rate being used on an expense.



The screenshot shows a table with the following columns: Grouping, Status, G/L Code, Asset Category, Asset Type, Inflation Rate, Planned \$, Est. Cost to Replace, Forecast \$, and Actual \$. A red arrow points to the Inflation Rate column, which contains values like 4.00 and 6.00. The table also includes a 'Print Chart' button and a 'delete' link.

Grouping	Status	G/L Code	Asset Category	Asset Type	Inflation Rate	Planned \$	Est. Cost to Replace	Forecast \$	Actual \$
	Not started		Pool & Spa Equipment	[Non-Asset]	4.00	\$4,156.02	\$4,156.02	\$4,156.02	
	Not started		Pool & Spa Equipment	[Non-Asset]	4.00	\$4,156.02	\$4,156.02	\$4,156.02	
	Not started		Appliances		6.00	\$66,904.67	\$66,904.67	\$66,904.67	

### Supply Chain

#### Increased Date Range on Stock Item Usage Report to a Full Year

Previously, users could only pull the last six months of Stock Item Usage on the Stock Item Usage Report. Users can now pull a years' worth of data for better tracking.