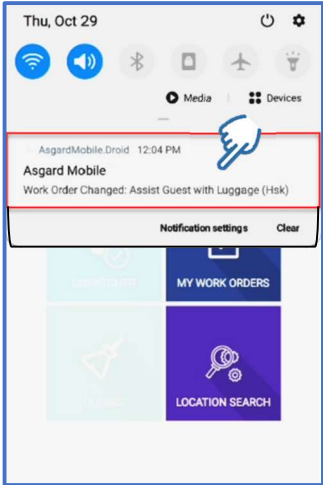

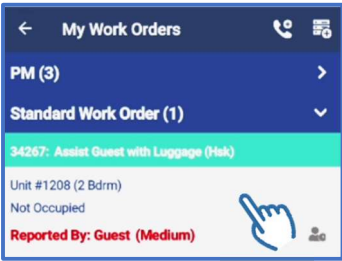
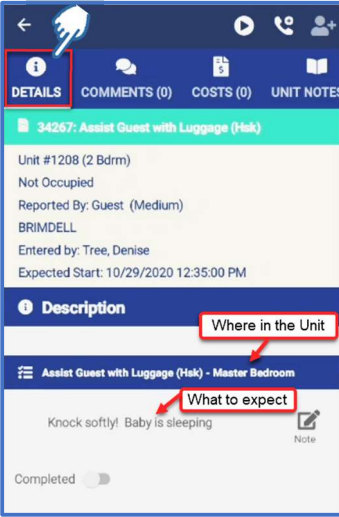
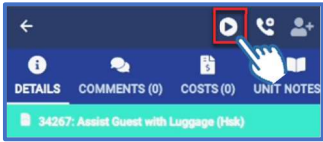
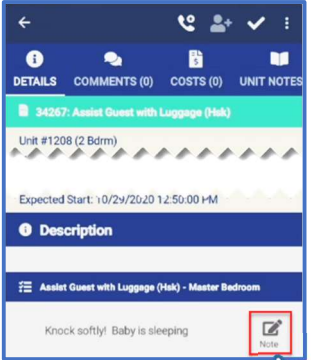
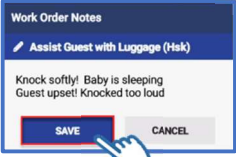
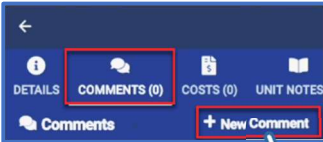
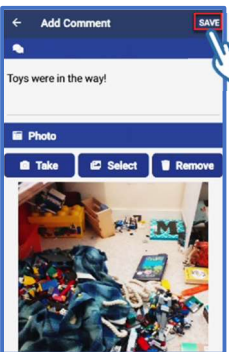
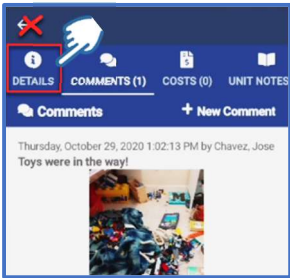
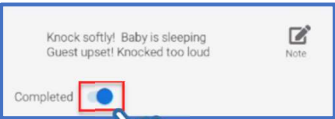
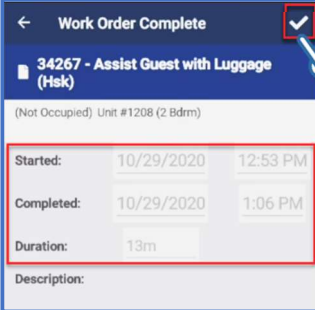
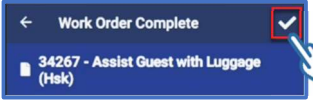


Starting and Completing a Standard Work Order for Android

<p>1. New Guest Work Order Knocking Notifications sound every 3 min for 30 min</p>  <p>New Staff Work Order Notifications are phone's normal notification sound at the same rate</p>	<p>2. Tap My Work Orders to stop notification sounds</p>  <p>Select a Work Order</p> 	<p>3. Review Details Screen for important information</p>  <p>Scroll yellow pane to left to see more details.</p>	<p>4. Tap Play to Start</p>  <p>Add additional Notes, if needed</p>  <p>Tap Save</p> 
<p>5. Tap Comments, +New Comment, to add Comments & Photos</p>  <p>then Save</p> 	<p>6. Details button to return, not Back</p>  <p>Tap Completed on each task</p> 	<p>7. Tap Checkmark to complete</p>  <p>Started/completed times for tracking work time</p>	<p>8. Tap Checkmark</p>  <p>Success! Tap OK</p> 