
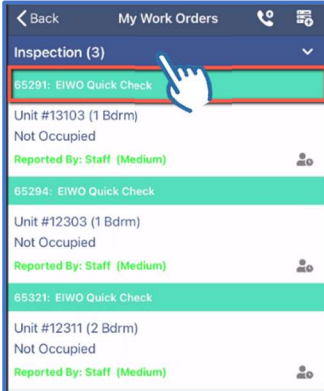

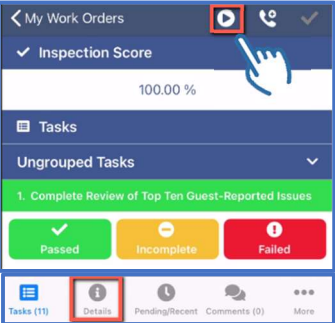
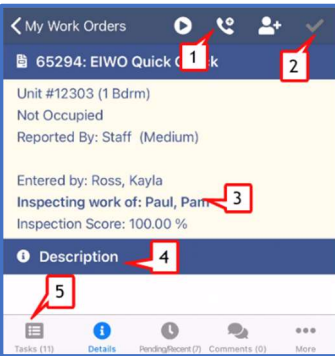
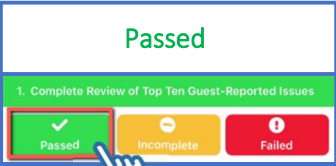
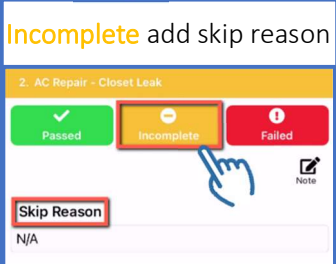
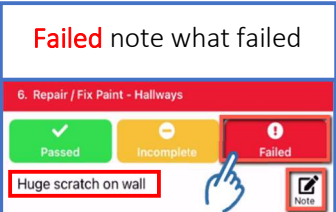
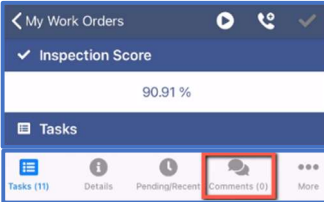
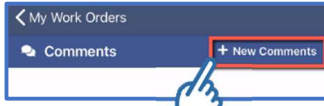
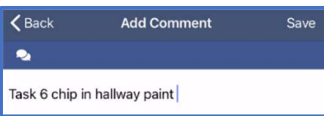
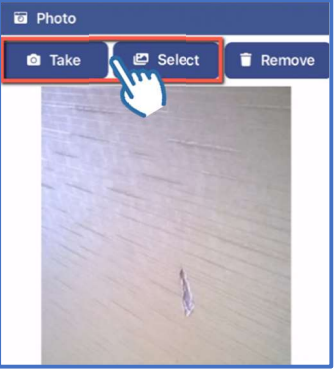
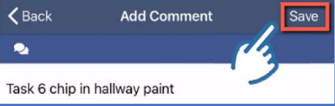
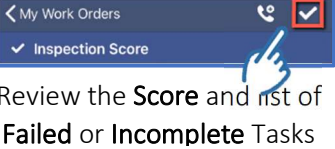
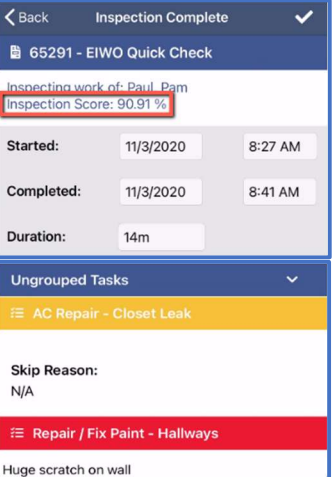
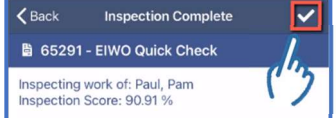


## Completing an Inspection (Engineering) iPhone

<p>1. Tap My Work Orders</p>  <p>Then the Inspections Banner</p> 	<p>2. Open the Inspection to view the Task List</p>  <p>Tap Play to start</p>  <p>To View the Work Order Details</p>	<p>3. Details Screen Key</p> <ol style="list-style-type: none"> <li>Create Standard WO</li> <li>Checkmark to Complete</li> <li>Edit Inspected User</li> <li>Description</li> <li>Return to Task List</li> </ol> 	<p>4. Update Tasks</p>  <p>Incomplete add skip reason</p>  <p>Failed note what failed</p> 
<p>5. Add Comments/Photos</p>  <p>Tap New Comments</p>  <p>Enter your Comment</p> 	<p>6. Take a Photo or Select from Gallery</p>  <p>Tap Save</p> 	<p>7. Tap Checkmark to Review</p> <p>Review the <b>Score</b> and <b>list of Failed or Incomplete Tasks</b></p>  	<p>8. Tap Checkmark to Complete</p>  <p>Success! Tap OK</p> 