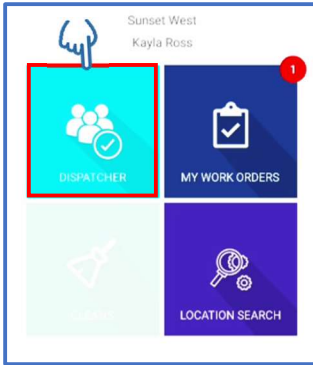
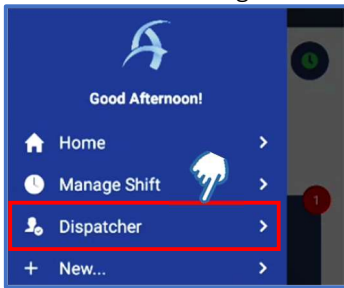


Navigating Filters in Dispatcher (Part 3) for Android

1. Tap Dispatcher from the Home Screen



Or from the Hamburger Menu



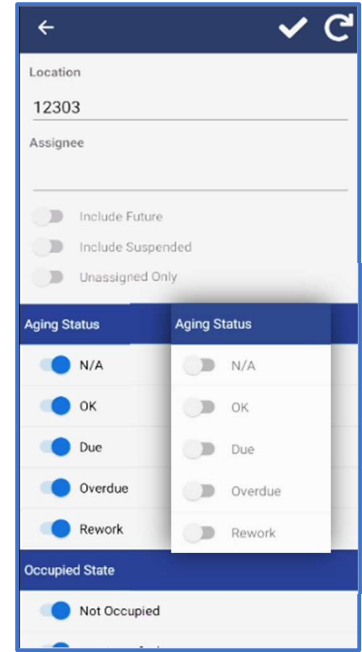
2. Tap the Funnel to open Filter screen



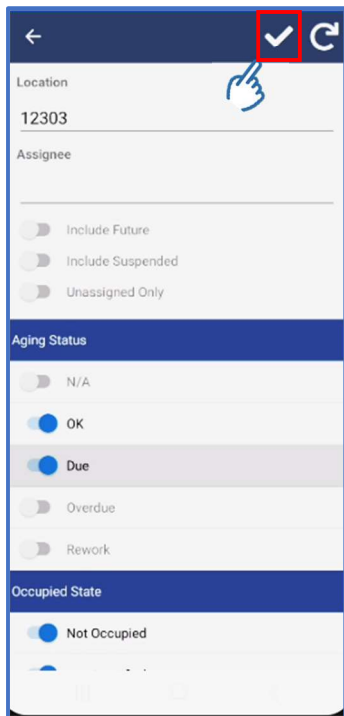
Scroll to filter by:

- Location
- Assignee
- Unassigned
- Aging Status
- Occupied Status
- Department
- Priority
- Reported By
- Started/Not Started

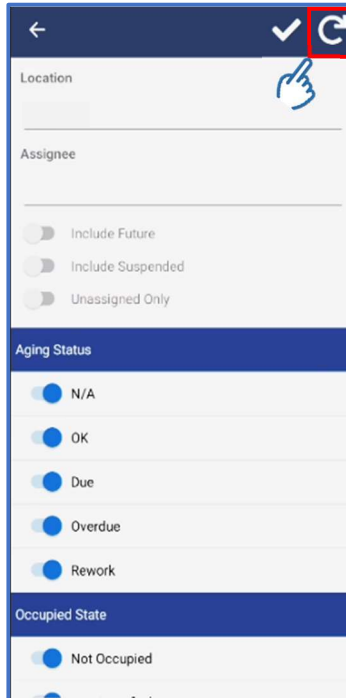
3. Chose any or all of the filters to narrow the results. Tap banner heading to select/unselect all



4. Tap Checkmark to apply filters



5. Important - Filters will remain until they are reset



6. Now only shows desired work

