

# Publish Notes

AsgardMobile & Desktop Application v2.23.0



**KATANA**  
Makers of ASGARD



## Mobile Applications

### AsgardMobile 2.0

#### Maintenance/Performance/Errors

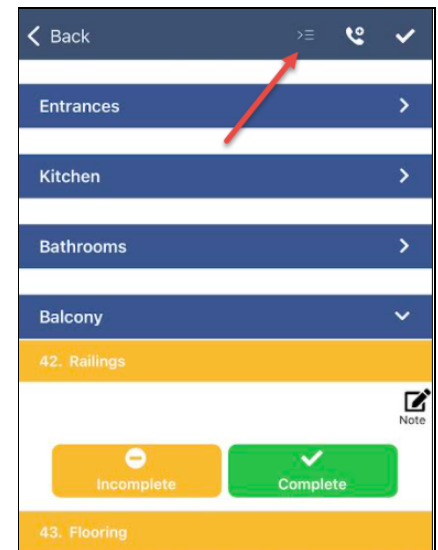
We made various enhancements and fixes, in several areas of the system, arising from user reports, automated reporting, and performance records/logs.

#### PM, Add Ability to Quick Collapse Task Lists

Users can now conveniently collapse all subarea lists for PMs. Using the icon indicated in the screenshot, users can quickly collapse all sections of the PM to easily navigate the task list.

#### PM/Inspections, Enhance Banner Expand/Collapse Default Behavior

For PMs and Inspections that have tasks broken up into sublocations, the task list will now load with all sublocations collapsed so the user can easily find the area they need to work in.



## Desktop Application

#### Maintenance/Performance/Errors

We made enhancements and fixes, in several areas of the system, arising from user reports, automated reporting, and performance records/logs.

Changes include:

- Fix to Lost & Found Timestamp in the Welcome Page Tools
- Resolution to Work Order Active Screen Scrolling Issue
- More effective handling of Deleted Suspend Reasons
- Fix to Work Order Cost Summary Report
- Fix to Work Order Recently Completed Order by Date/Time
- Re-Added Hyperlinks to Reserve Purchase Request (RPR) Bids & Reports
- Added "In the Main Location Itself as Sublocation" for use in the Desktop Create Work Order Screen
- Assets & Reserves, Report Grouping, Enforce 50 character max

## Work Orders

### Facilities Department Configuration, Set Pending/Recently Completed Work Orders to 7, 14, or 30 days

Sites now have the option to configure the Pending/Recently Completed Work displayed on the Work Order Create screen to 7, 14, or 30 days. The configuration selected will determine the work orders that display on the Work Order Create screen on the desktop app and the Pending/Completed work on AsgardMobile.

Facilities Department  
Name: Sunset West

Work Order Settings Reporters Follow Up Actions Actions Taken PM Settings Billings Other Settings

Work Order Prefix: [ ]

Display in Pending Work: [ Incomplete, Awaiting Follow-Up, or Completed in Last 30 Days ]

Assign Using: [ Incomplete Only ]

Follow-Up: [ Incomplete, Awaiting Follow-Up, or Completed in Last 7 Days ]

Default Pickup Work Order: [ Incomplete, Awaiting Follow-Up, or Completed in Last 30 Days ]

**Note:** If you'd like this changed for your site, please contact [support@katanasoft.com](mailto:support@katanasoft.com).

## Assets & Reserves

### Optimize Formatting of Expenditure Summary Report

We have enhanced the Expenditure Summary Report to display the full horizon of years in a budget on a single plane.

Users can now set the number of years they would like to see, at the time they generate the report, using the report format options on the left side of the preview screen (shown below).

Preview

File View Background

Parameters

From FY: 2021

Years to show: 30

Years per page: 30

Format: Detail

Root Category: 5 selected ( )

Consolidate by Group Name: No

Report Title: Expenditure Res

Reset Submit

**Expenditure Report**  
**Sunset West**  
For Expenses in 'Common Area', 'Exterior Building', 'Furniture, Fixtures, & Equipment', 'Pavement Resurfacing', 'Roofing', Starting in FY 2021 for Asset Management Account

	2021	2022	2023	2024	2025	2026	2027	2028	2029	2030
[Loan Payments]	908,508	908,508	908,508	908,508	454,254					
A/C-Sales/Staff Offices								19,832		
Armoire-1 Piece Unit-Bldg 10	2,742							197		
Armoire-1 Piece Unit-Bldg 12		12,103								
Armoire-1 Piece Unit-Bldg 26			5,581							
Armoire-3 Piece Unit-Bldg 12		30,271								
Armoire-3 Piece Unit-Bldg 26			55,841							
Armoire-Bldg 10		11,986								
Armoire-Bldg 12		11,718								
Armoire-Bldg 26			21,527							
Armoire-Bldg 31				50,289						
Bedroom Furniture-Bldg 26 2013			202,090							
Bench										6,048
Bench Replacement - Basketball Courts	1,534									

**Note:** You must click Submit to see the report once your format settings are updated.

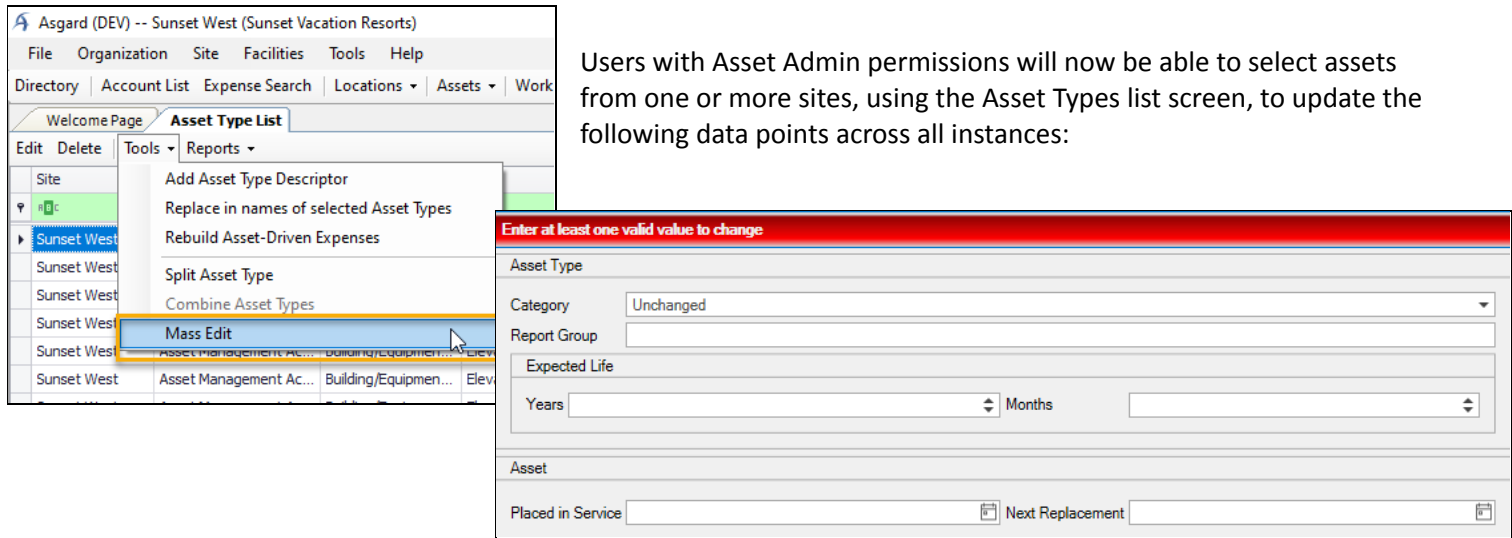
## Asset Admin, New Permissions

We have established a new "power user" permission set called Asset Admin that will allow users that have received appropriate training, and who have the required organizational authority, to be able to access advanced editing functions in the assets and reserves areas of Asgard.

For access to these permissions, please contact [support@katanasoft.com](mailto:support@katanasoft.com).

## Mass-Edit Asset Types Tools

By customer request, we have added Mass-Editing tools to help manage information across Asset Types.



The screenshot shows the 'Asset Type List' interface. On the left, a table lists various sites, with 'Sunset West' selected. A 'Tools' menu is open, highlighting the 'Mass Edit' option. To the right, a modal window titled 'Enter at least one valid value to change' is displayed. This modal contains fields for 'Asset Type', 'Category' (set to 'Unchanged'), 'Report Group', and 'Expected Life' (with 'Years' and 'Months' dropdowns). Below these are 'Placed in Service' and 'Next Replacement' date pickers.

Users with Asset Admin permissions will now be able to select assets from one or more sites, using the Asset Types list screen, to update the following data points across all instances:

**Coming Soon!** With our next update, we will also be optimizing the Asset Types list to function as a search screen, to further support our power users that access their properties '/accounts' data at a regional or enterprise level.

## Enhancements to Reserve Loading Tools

While these tools are not directly utilized by end-users, we have implemented several optimizations and enhancements to the loading process that will ensure a quicker turnaround on new Reserve Studies.

## Account List, Remove Data Graph Tabs

We have removed the obsolete Data Graph tabs from the Account List screen in preparation to add new, more modern data tabs. Please watch for new functionality coming soon!

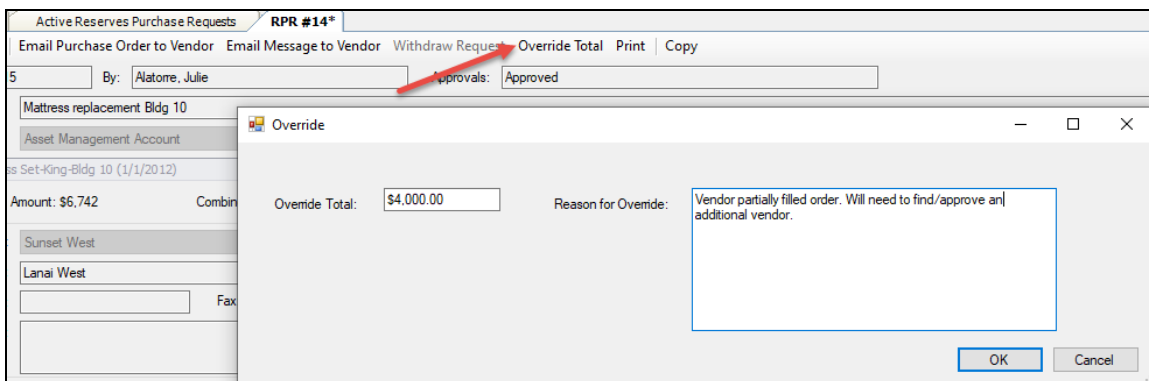
## Supply Chain - Purchase Requests

### Removed Account Type Criteria for Account Order

By customer request, we have removed the limitation of Account Type indicating which Account will default on a new Purchase Request (RPR/OPR/PO). The system will now populate all Accounts alphabetically.

### RPR, Allow for Override of Approved Amount for Accurate Balance Tracking

We have added a new, high-level permission for users to be able to override the approved amount of an RPR, which will return any unused funds back to the available balance. This helpful new feature can also be used to update the balance when there are canceled contracts that may require a full refund of the approved amount.



The screenshot shows the 'Active Reserves Purchase Requests' interface for RPR #14\*. An 'Override' dialog box is open, allowing the user to override the approved amount. The dialog includes an 'Override Total' field set to '\$4,000.00' and a 'Reason for Override' text area containing the text: 'Vendor partially filled order. Will need to find/approve an additional vendor.' The dialog also has 'OK' and 'Cancel' buttons. A red arrow points to the 'Approvals: Approved' field in the background window.