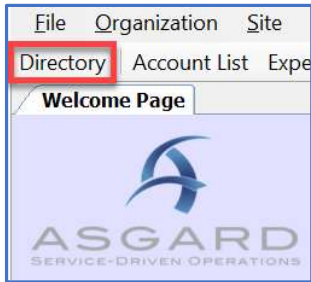


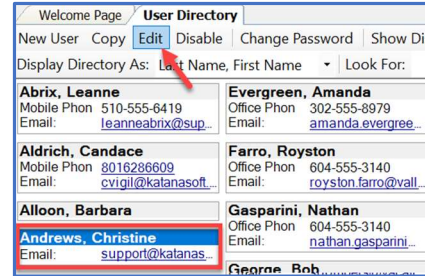
## Change Your Language Settings

In the Asgard Desktop Application, you can change the Language Settings for your own profile or for another team member if you have the appropriate permissions. If you do not have Grant Privileges permissions and think you should, please contact us at [support@katanasoft.com](mailto:support@katanasoft.com).

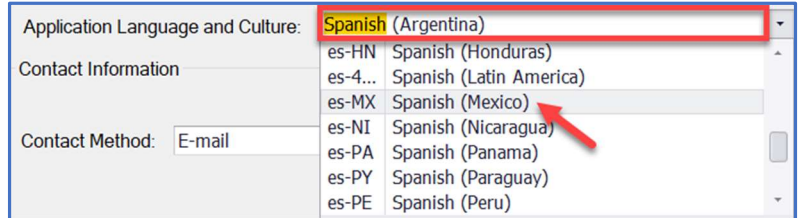
**Step 1:** Click on Directory on the left-hand side of the Asgard Desktop menu.



**Step 2:** Select your name or a Team Member's Name, next click Edit.



**Step 3:** Click on **Application Language and Culture field**, start typing the language you are looking for and Asgard will filter for you **Scroll & Select**.



**Step 4:** Click **Save/Close**.

**Step 5:** The user will need to log out and log back in for the updated language setting to take effect on their desktop or mobile application.

